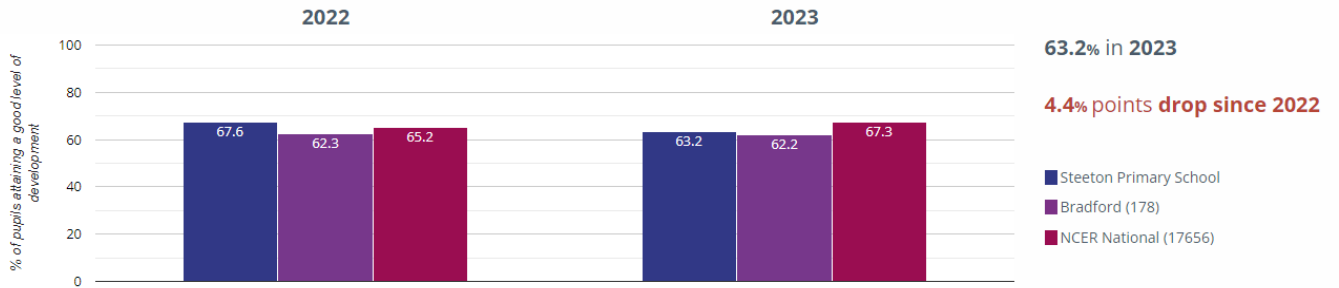


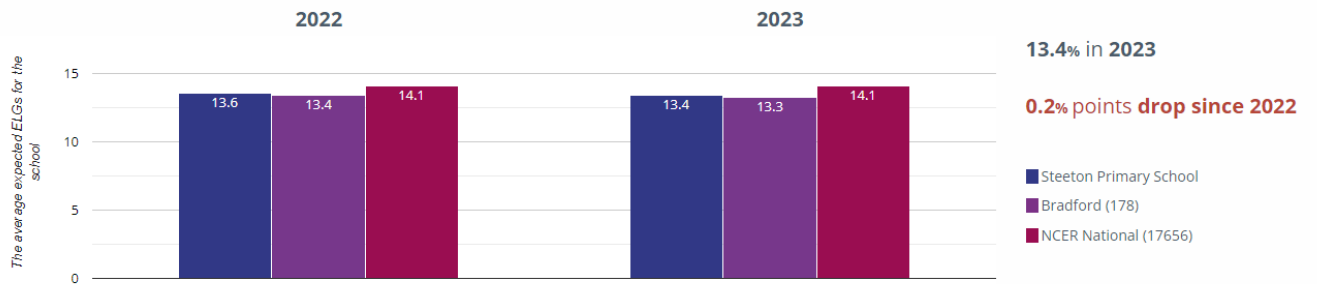


Steeton Primary School - EYFS

★ Good Level Of Development

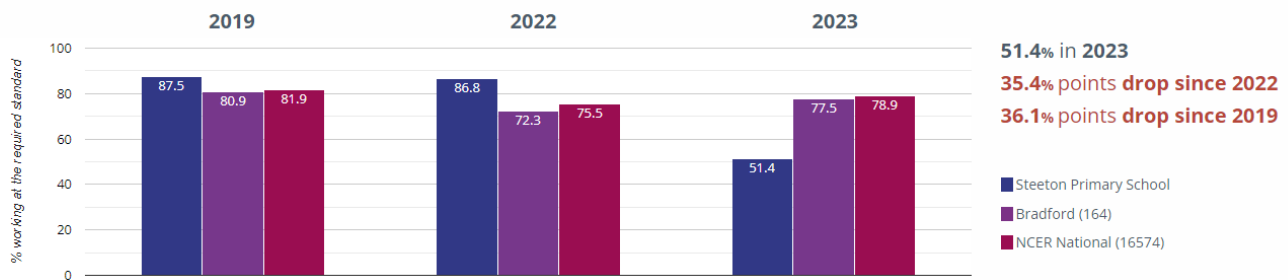


📈 Average number of early learning goals at expected level per child

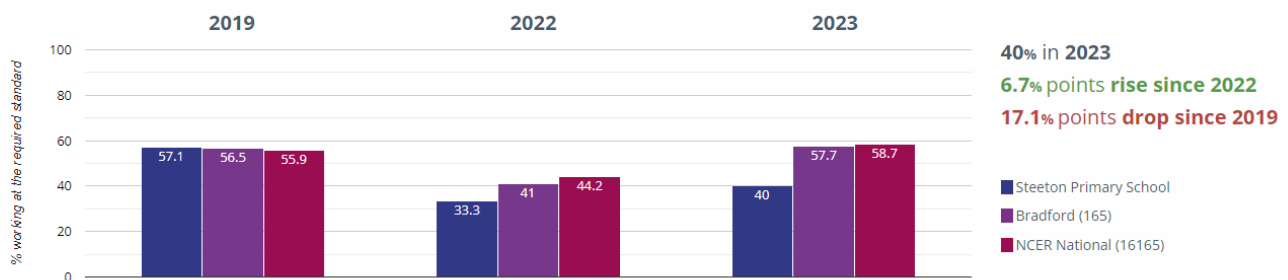


Phonics

Year 1: Working At

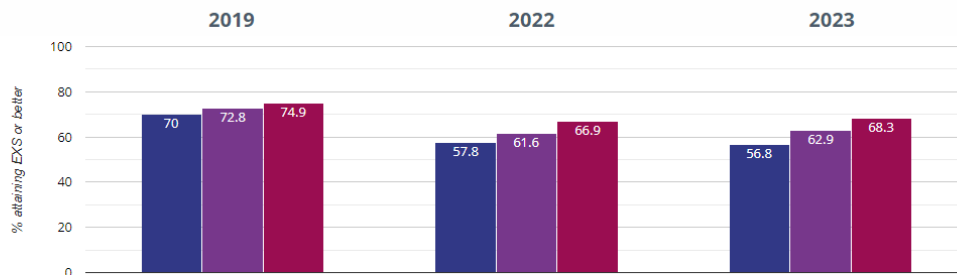


Year 2: Working At



KS1

Reading - attaining EXS or better



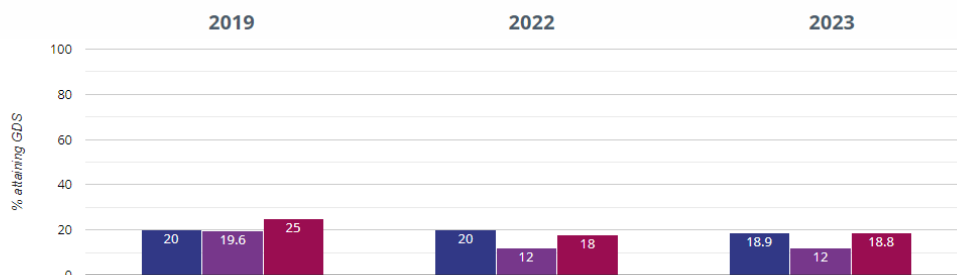
56.8% in 2023

1% points drop since 2022

13.2% points drop since 2019

■ Steeton Primary School
■ Bradford (165)
■ NCER National (16627)

Reading - attaining GDS



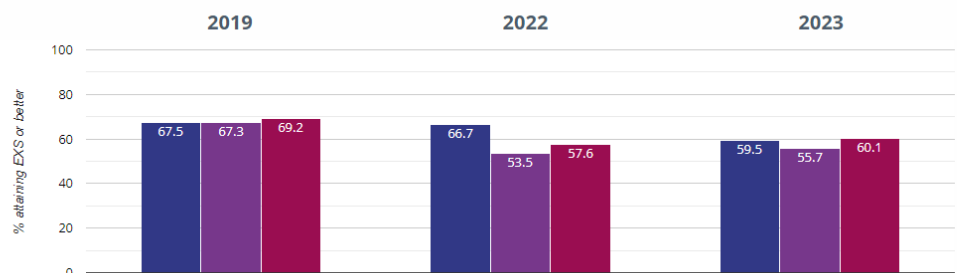
18.9% in 2023

1.1% points drop since 2022

1.1% points drop since 2019

■ Steeton Primary School
■ Bradford (165)
■ NCER National (16627)

Writing - attaining EXS or better



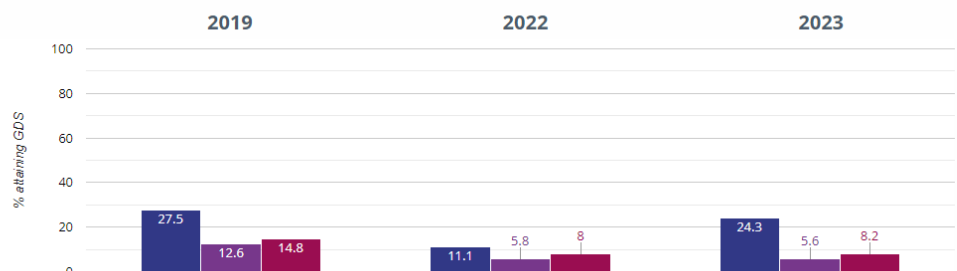
59.5% in 2023

7.2% points drop since 2022

8% points drop since 2019

■ Steeton Primary School
■ Bradford (165)
■ NCER National (16627)

Writing - attaining GDS



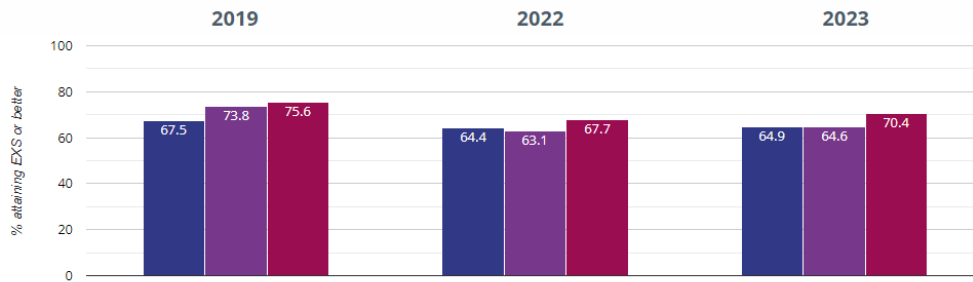
24.3% in 2023

13.2% points rise since 2022

3.2% points drop since 2019

■ Steeton Primary School
■ Bradford (165)
■ NCER National (16627)

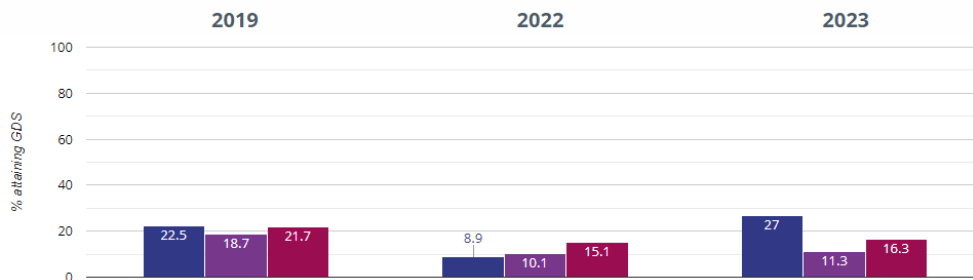
+ Maths - attaining EXS or better



64.9% in 2023
0.5% points rise since 2022
2.6% points drop since 2019

■ Steeton Primary School
 ■ Bradford (165)
 ■ NCER National (16627)

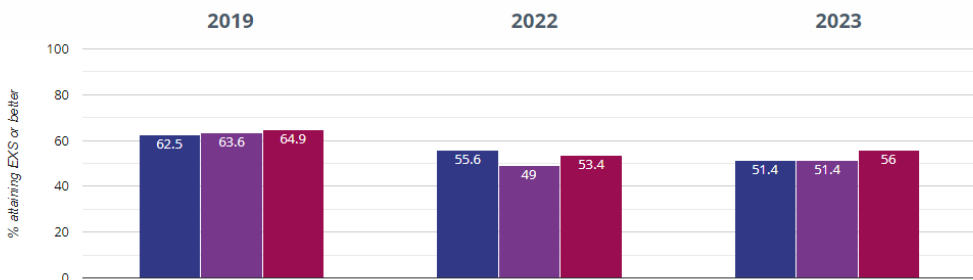
+ Maths - attaining GDS



27% in 2023
18.1% points rise since 2022
4.5% points rise since 2019

■ Steeton Primary School
 ■ Bradford (165)
 ■ NCER National (16627)

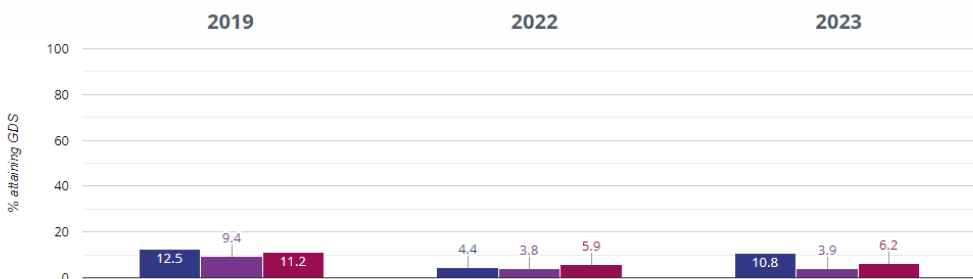
🧑 RWM - attaining EXS or better



51.4% in 2023
4.2% points drop since 2022
11.1% points drop since 2019

■ Steeton Primary School
 ■ Bradford (165)
 ■ NCER National (16627)

🧑 RWM - attaining GDS

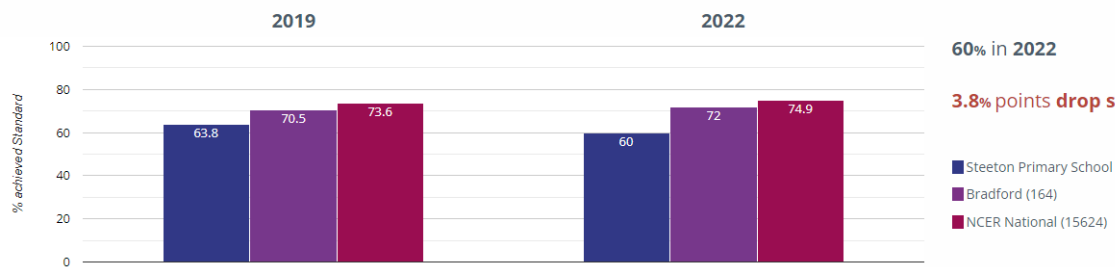


10.8% in 2023
6.4% points rise since 2022
1.7% points drop since 2019

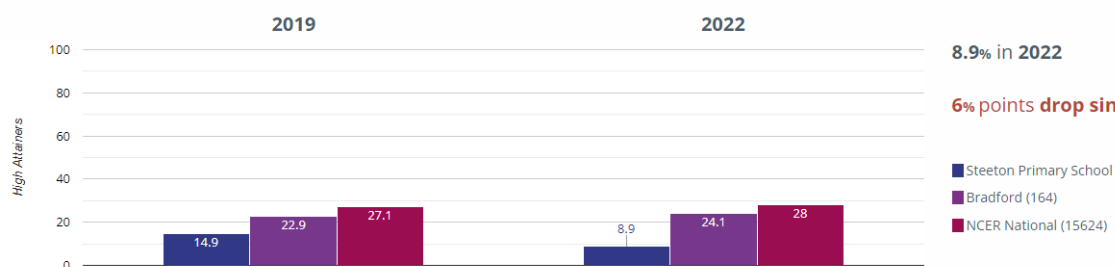
■ Steeton Primary School
 ■ Bradford (165)
 ■ NCER National (16627)

KS2

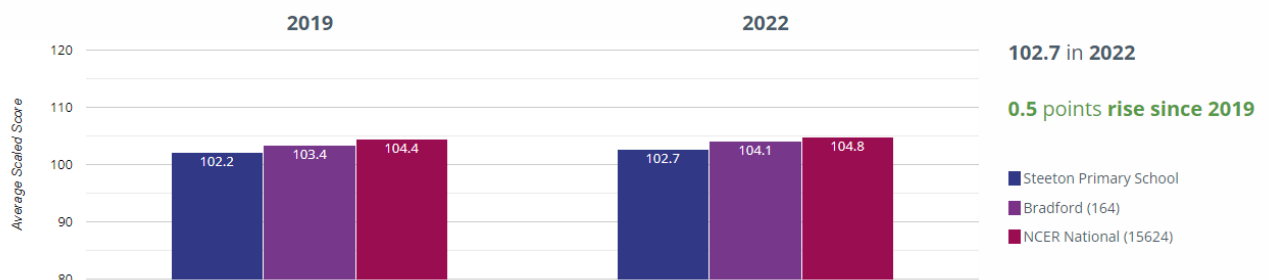
Reading - achieved standard



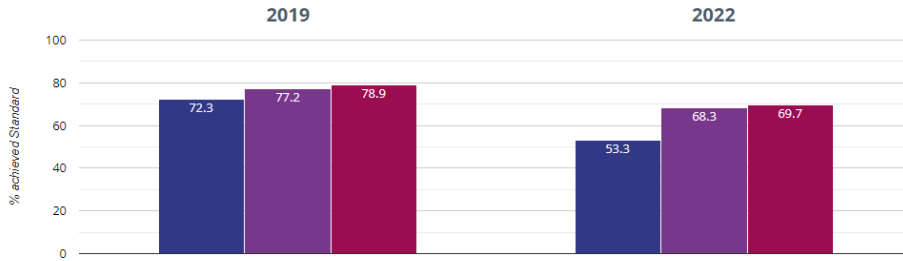
Reading - high attainers



Reading - average scaled score



✎ Writing - achieved standard

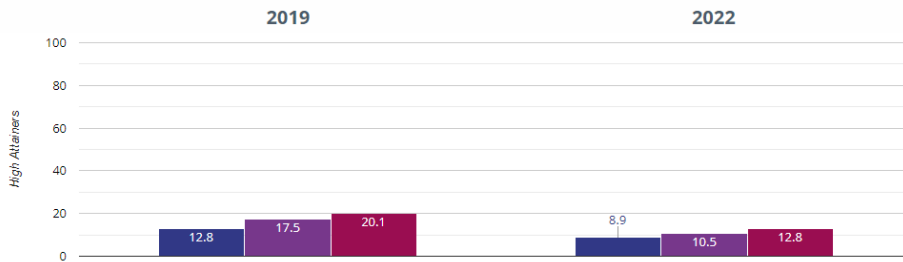


53.3% in 2022

19% points drop since 2019

■ Steeton Primary School
■ Bradford (164)
■ NCER National (15624)

✎ Writing - high attainers

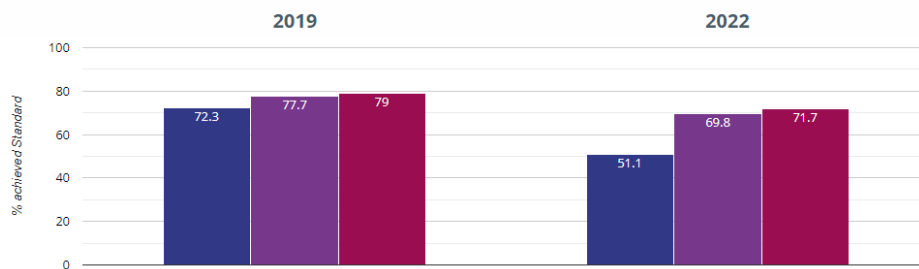


8.9% in 2022

3.9% points drop since 2019

■ Steeton Primary School
■ Bradford (164)
■ NCER National (15624)

+ Maths - achieved standard

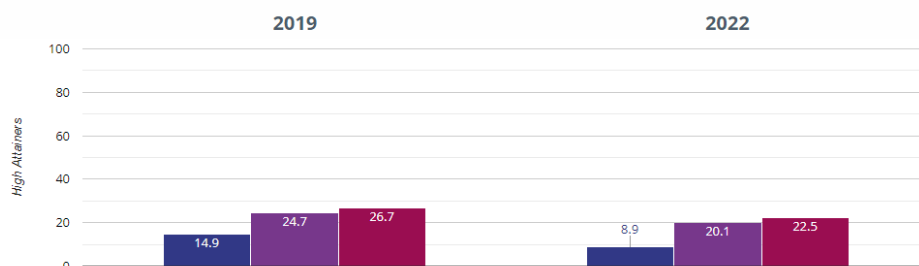


51.1% in 2022

21.2% points drop since 2019

■ Steeton Primary School
■ Bradford (164)
■ NCER National (15624)

+ Maths - high attainers

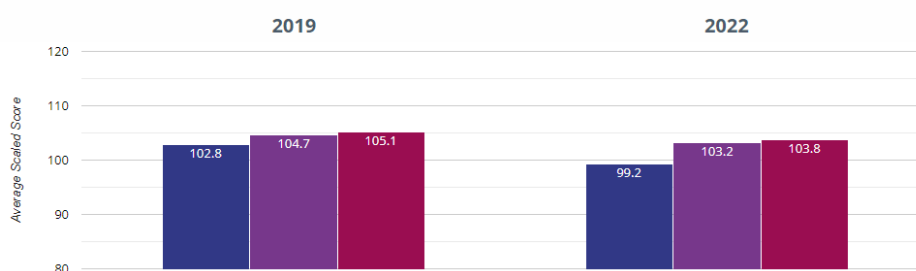


8.9% in 2022

6% points drop since 2019

■ Steeton Primary School
■ Bradford (164)
■ NCER National (15624)

+ Maths - average scaled score

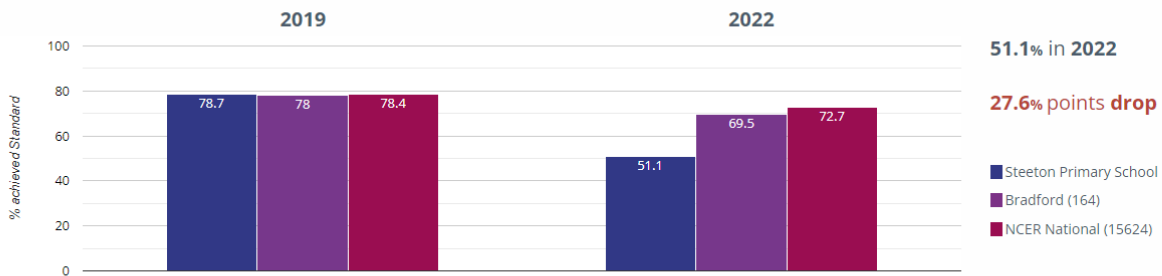


99.2 in 2022

3.6 points drop since 2019

■ Steeton Primary School
■ Bradford (164)
■ NCER National (15624)

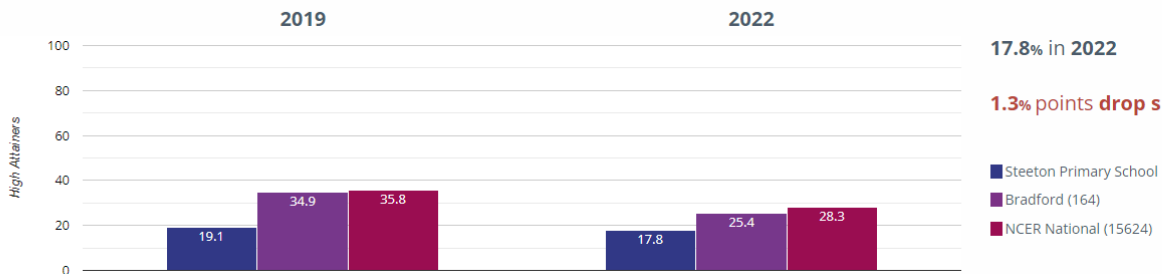
? GPS - achieved standard



51.1% in 2022

27.6% points drop since 2019

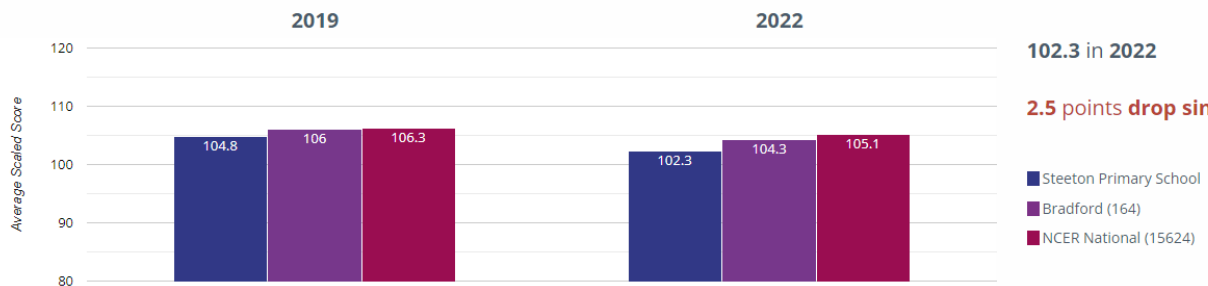
? GPS - high attainers



17.8% in 2022

1.3% points drop since 2019

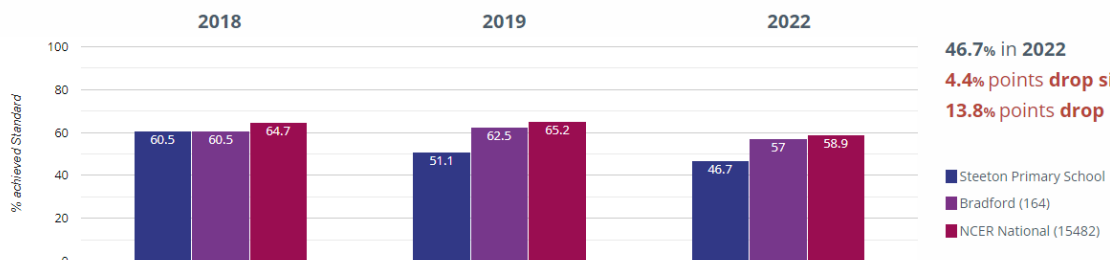
? GPS - average scaled score



102.3 in 2022

2.5 points drop since 2019

👤 RWM - achieved standard

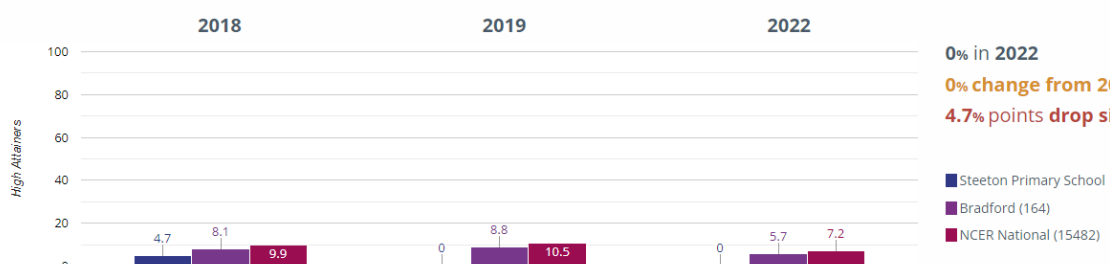


46.7% in 2022

4.4% points drop since 2019

13.8% points drop since 2018

👤 RWM - high attainers



0% in 2022

0% change from 2019

4.7% points drop since 2018

Y4 Multiplication Check

Steeton Primary: 45%

National: 27%